


Knutselen met strijkparels: Strijkparels rijgen op ijzerdraad!



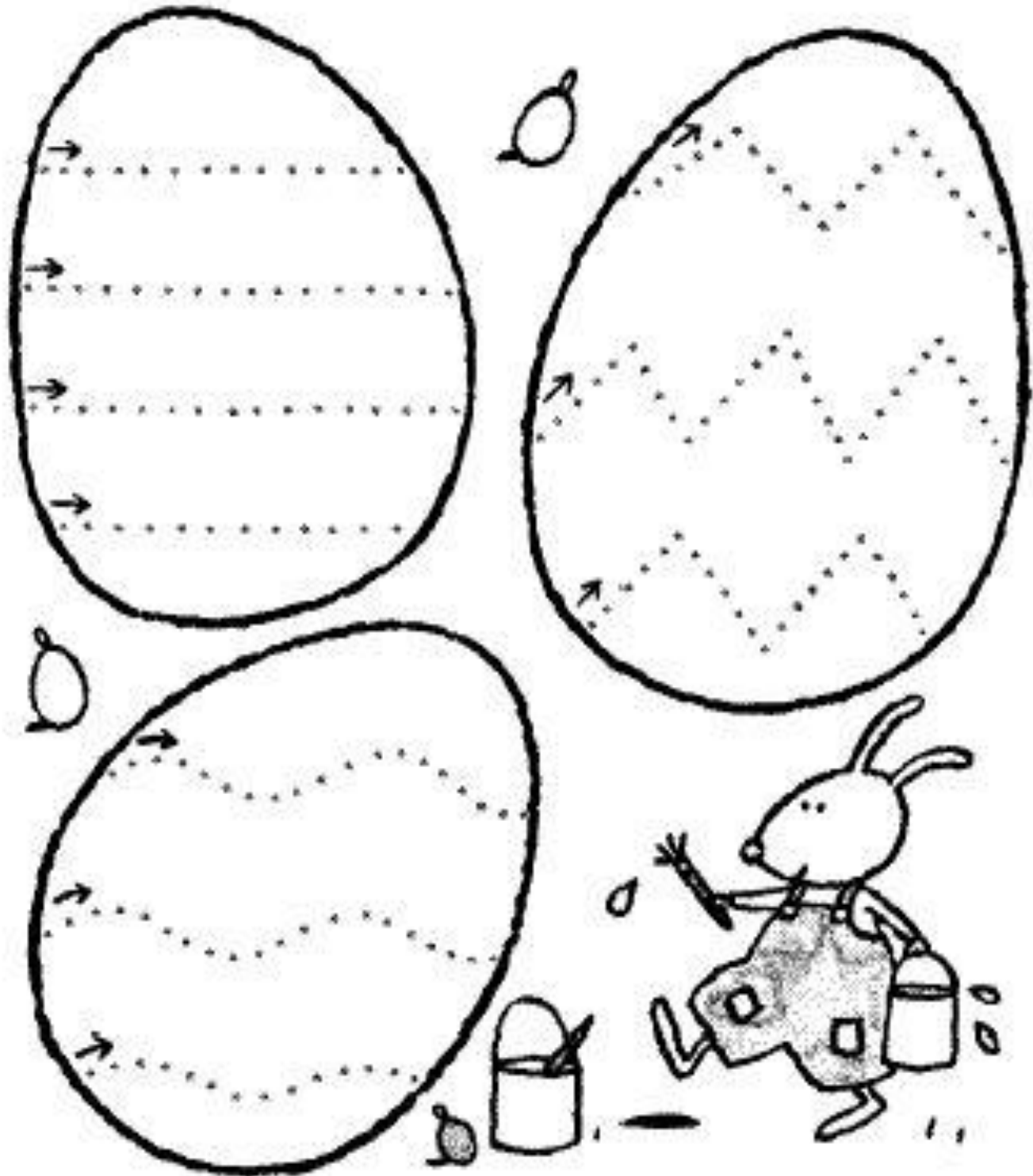
Knutselen: een paashaas van krantenpapier



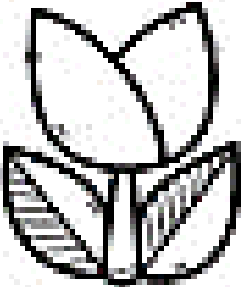

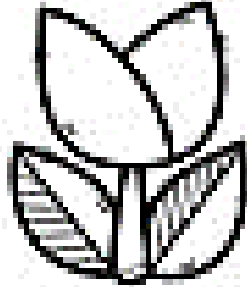




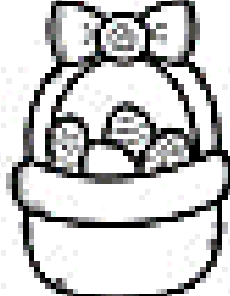


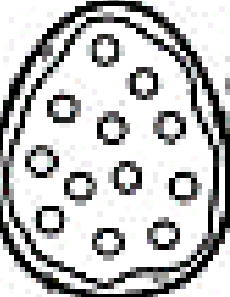


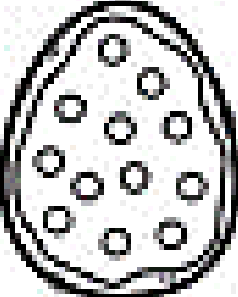


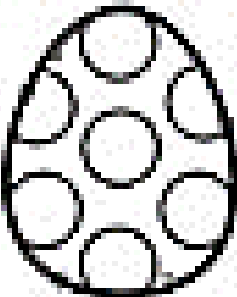
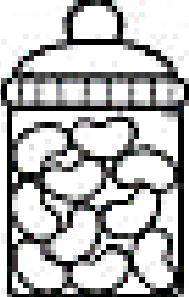




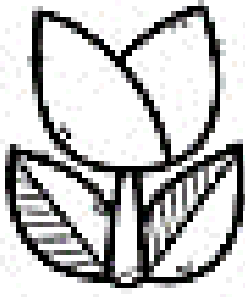
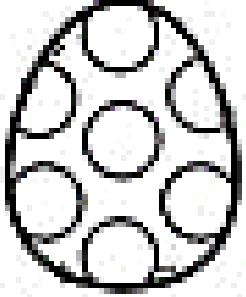
Schrijfoefening: "Versier het paasei met schrijfpatronen"



Help de paashaas en ga met stift over de stippellijnen. Kleur ze daarna in met kleurpotlood!




Knip de onderste 4 kaartjes uit en kleef ze op de juiste plaats zodat het rijtje klopt!

Tellen: maak groepjes van 5 eitjes!

Kleur 5 eitjes en zet er een kringetje rond; neem daarna een andere kleur en kleur weer 5 eitjes en zet er een kringetje rond. Werk zo verder.









* Maak groepjes van 5 eitjes!



.....heeft


....groepjes van 5 eitjes!

Verbind de konijntjes, die evenveel worteltjes hebben!





Beluister het verhaal op kleuters digitaal

Dotties eieren



Een witte kip

Geef deze kip glanzende kleuren door een beetje ei onder de verf te mengen.



Neem enkele wattenstaafjes en schaaltes met verf.

Dop de staafjes in de verf en laat je kind op elk bolletje stempelen

